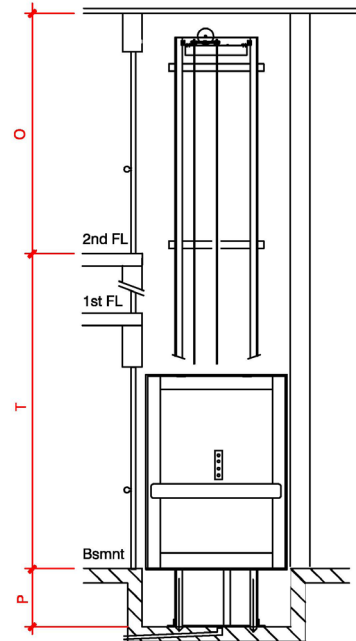
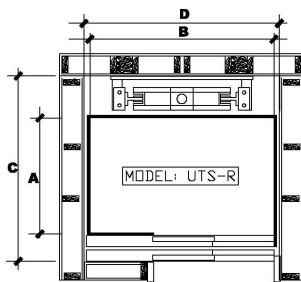
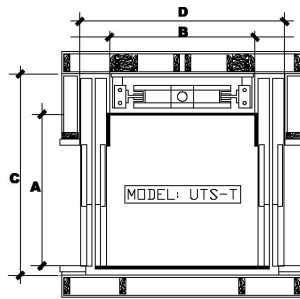
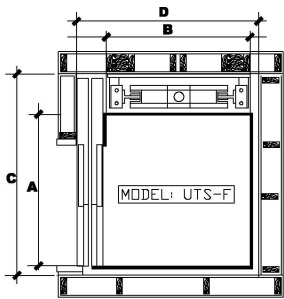


# UTS - Residential Elevators with Sliding Doors



## Minimum Dimensions:

Model	A	B	C	D
UTS-F	46"	44"	62"	56"
UTS-T	46"	44"	62"	62"
UTS-R	36"	58"	58"	62"

- P - Pit Depth 8" (200 mm), Minimum
- T - Travel 50' (15 240 mm), Maximum
- O - Overhead 8' (2440 mm), Minimum

## Standard Technical Information:

Drive System: MRL Gearless or 1:2 Roped Hydraulic

Power: 220 VAC/60 Hz/1 Phase or 208 VAC/60 Hz/3 Phase

Speed: 0.15 m/s to 0.20 m/s

Capacity: 340 kg to 450 kg allowing for 3 - 5 Persons

Machine Room: Not required for MRL Gearless option, can be up to 12 m away from shaft for Hydraulic

Car: - Cab size minimum of 3'x 4' x 6'8" and interior selected by owner from UT options

- Two speed automatic sliding car doors

- Safety light curtain included

Hoistway Door: Two speed automatic sliding doors

\*Notes - UT is able to provide custom design options specific to each project

- Dimensions are subject to modification without notification